



Sweet Home Oregon

City Council

Retrieving Packets

City Council Packets are available online. Your surface has a shortcut on the desktop to the meetings which can take you to those packets.



This shortcut will take you directly to the meetings, where you can find entries like the following:

08/28/2018 - 6:30pm

City Council

[Agenda](#)

[View Details](#)

On the far right, the link to View Details will take you to your packet.

Meeting Information


Agenda:

 **City Council Agenda 08-28-18 (176 KB)**

Packets:

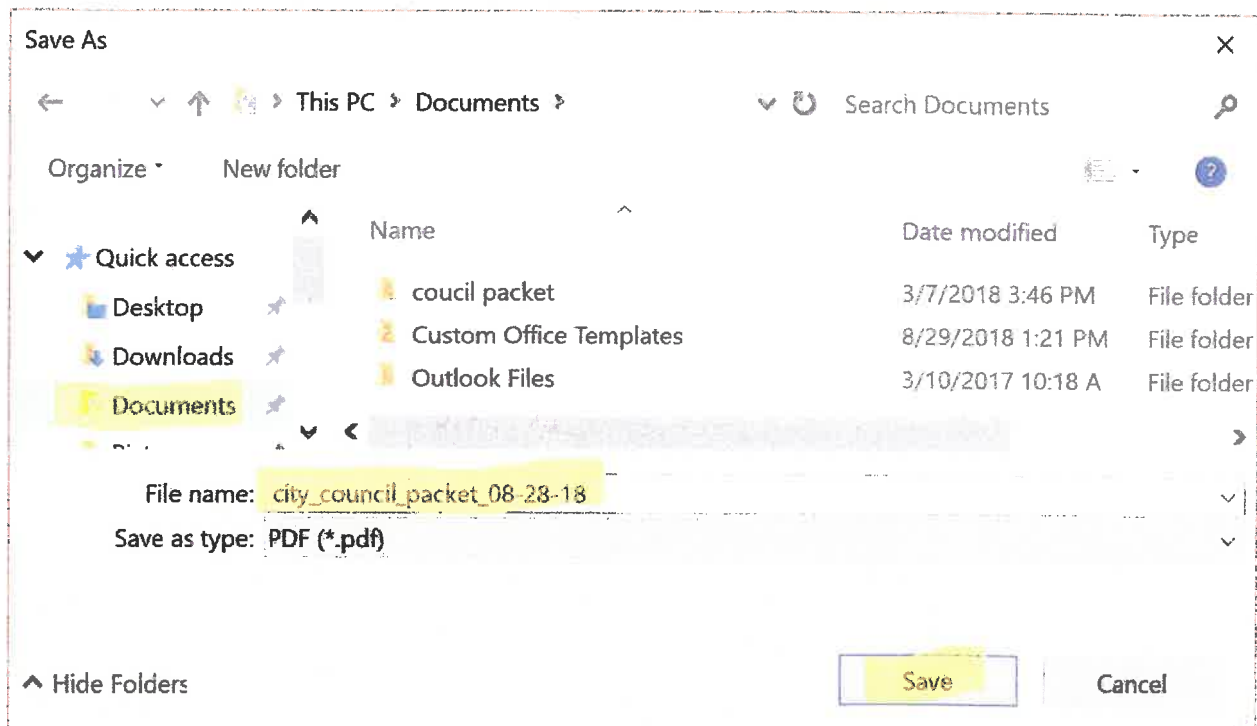
 **City Council Packet 08-28-18 (12 MB)**

When you click on the Packet, it will open within Edge. This may work for small packets but downloading and opening the packet with Acrobat will give you more navigation options. The save icon is located to the right.



By default, documents will be saved to your local My Documents folder. This is important, because once you have saved the packet locally, marked it up, and wish to reference it again, going to the website to retrieve it will not include the comments.


Creating subfolders in documents can make finding packets later easier. Pick an organization strategy that works best for you.



Now that the packet has been saved to your surface, open the packet in Acrobat Reader DC.

Opening Packets

Click the Start button in the bottom left corner



Click on Documents icon



Double click on the packet to open it in Acrobat Reader.

 city_council_packet_08-28-18 8/30/2018 8:22 AM Adobe Acrobat D.. 12,431 KB

Once the packet is open in Adobe Reader, enable the comments toolbar and the side panel. This option is located on the right panel.

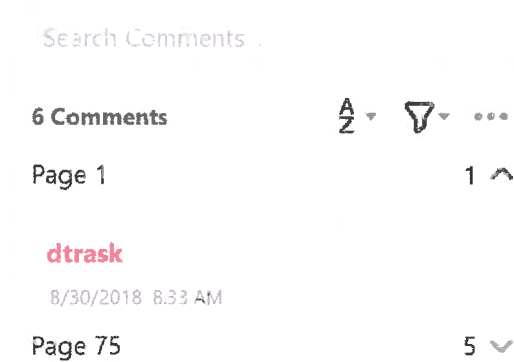


This button enables 2 things. First the markup toolbar:



This toolbar enables adding annotations, drawings, comments, shapes, and other changes to the local copy of the pdf that can be accessed later.

The second change with commenting enabled is the comment navigation to the right:



This pane allows you to jump in the pdf to a previous comment, including searching for notes entered.

Making Comments

There are a few helpful buttons on the comment toolbar that can be used to mark up the packets on your surface. If you want to write directly on the page (and the background), use the [pen icon](#).



The pen is a convenient option when using the included surface pen, it allows complete flexibility to draw and write. What you write using the pen is recorded as individual strokes, it does not allow you to search for your comments later. You can follow up on these notes by adding a reply in the comment pane.

WIFI Passcode:
guestwifi

review (pg 38-47)
68-76)

relating to Rate
gon and
g 77-95)

Ordinance
City Council. (pg 96)

ity Council (pg. 97-110)

accommodation,

3rd 08-28-18 pg.1

Search Comments...


7 Comments

Page 1

dtrask

8/30/2018 8:33 AM

dtrask

 Pencil

☐ 8/30/2018 8:42 AM

as pie


Post


Page 75

The pen can be styled with color  and thickness .

To make comments that are searchable and summarized, use the sticky note or highlight tools:



Sticky notes are noted with a  icon within the document, and highlight will emphasize text. After adding a sticky note to the document, a pop-up appears where you add your note.


dtrask Reply 

This is a sticky note that can be much longer than a pen annotation.

8/30/2018 8:33 AM

Post

The note appears when you hover the mouse over the . If you tap the  the note becomes highlighted in the comment pane.



**CITY OF SWEET HOME
CITY COUNCIL
AGENDA**
August 28, 2018, 6:30 p.m.

WIFI Passcode:
guestwifi

1950 Main Street

Speak, please sign in.

Mayor Gourlev

Page 1


dtrask
This is a sticky note that can be much longer than a pen annotation.
8/30/2018 9:13 AM

dtrask
Pencil
8/30/2018 9:13 AM

dtrask
This is a sticky note that can be much longer than a pen annotation.
☐ 8/30/2018 9:13 AM

Type your reply...

Post

Highlight text to add comments relevant to a section. Click on the highlight icon  and select the text that you wish to comment on.

Resolution No. 14 for 2018 – A Resolution Adopting the Rules of the City Council. (pg. 97-110)

If the meeting is accessible to the disabled. If you have a disability that requires accommodation, please contact the City Manager's Office at 541-367-8900.

City Council Packet 08-28-18 pg.1

ITEM 1

Sweet Home will work to build an economically strong community with an efficient and effective local government that will provide infrastructure and essential services to the citizens we serve. As efficient stewards of the community's assets available, we will be responsive to the community while planning and preparing for the future.

of Committees:

Finance/Property	Goble
Traffic Safety	Brian
Public Works	Mahler
Police	Trask

8/30/2018 8:42 AM

dtrask
as pie
8/30/2018 9:08 AM

dtrask
Highlighted Text
☐ 8/30/2018 9:11 AM

Aye

Post

Saving and Reopening

Once your comments are complete, use the save  icon to save the changes.

Open your documents and find the packet by the date to open

 city_council_packet_08-28-18 8/30/2018 8:22 AM Adobe Acrobat D... 12,431 KB