

Finance Department 2020 Statistical Report


FINANCE

\$12,907,353

City Revenue
Received

\$12,067,092
2019

\$10,811,877
3 Year Avg




\$12,089,183

City Expenses

\$11,495,644
2019

\$10,453,003
3 Year Avg




\$12,600,572

Cash on-hand

\$13,555,157
2019

\$12,776,964
3 Year Avg




85

Employees Paid

39,352
2019

39,357
3 Year Avg



213

Passports Processed

323
2019

307
3 Year Avg




2,098

AP Checks Issued

2,104
2019

2,118
3 Year Avg



City of Sweet Home

3225 Main Street

Sweet Home OR

541-367-5128

MUNICIPAL COURT

3,026
Court Cases

3,801 **3,346**
2019 3 Year Avg




14
Trials

32 **25**
2019 3 Year Avg



779
Warrants Issued

923 **861**
2019 3 Year Avg



\$196,483
City Revenue from Court

\$193,463 **\$152,412**
2019 3 Year Avg



\$204,217
Total Court Revenue


\$222,217 **\$166,083**
2019 3 Year Avg



UTILITY BILLING


40,423
Total Billings

39,352 **39,357**
2019 3 Year Avg



1,005*
Accounts Turned Off

673 **700**
2019 3 Year Avg



\$5,362,510
Utility Revenue Received

\$5,372,357 **\$5,342,685**
2019 3 Year Avg

